



**QUARTERLY REPORT OF REVENUE AND OTHER RECEIPTS**  
As at the Quarter Ending September 30, 2023


Department : Department of Agriculture (DA)  
 Agency/Entity : Philippine Center for Post-Harvest Development and Mechanization  
 Operating Unit : < not applicable >  
 Organization Code (UACS) : 05 011 0000000  
 Fund Cluster : 01 - Regular Agency Fund

Classification/Sources of Revenue and Other Receipts	UACS CODE	REVENUE TARGET (Annual) per BESF	Actual Revenue and Other Receipts Collections					Cumulative Remittance/Deposits to Date			Variance		Remarks
			1st Quarter Ending March 31	2nd Quarter Ending June 30	3rd Quarter Ending September 30	4th Quarter Ending December 31	Total	Remittance to BTR	Deposited with AGDS	Total	Amount	%	
1	2	3	4	5	6	7	8=(4+5+6+7)	9	10	11=(9+10)	12=(8-3)	13=(12/3)	14
<b>Regular Agency Fund</b>		120,000.00	58,490.53	74,453.21	68,106.19	0.00	201,049.93	110,012.61	0.00	110,012.61	81,049.93	68 %	
Non-Revenue Collections/Other Receipts		120,000.00	58,490.53	74,453.21	68,106.19	0.00	201,049.93	110,012.61	0.00	110,012.61	81,049.93	68 %	
Cash Receipts		120,000.00	17,323.62	57,040.70	41,148.29	0.00	115,512.61	110,012.61	0.00	110,012.61	(4,487.39)	-4 %	
Non-Tax		120,000.00	17,323.62	57,040.70	41,148.29	0.00	115,512.61	110,012.61	0.00	110,012.61	(4,487.39)	-4 %	
Licensing Fees	4020106000	15,000.00	3,117.61	0.00	11,698.83	0.00	14,816.44	14,816.44	0.00	14,816.44	(183.56)	-1 %	
Income from Hostels/Dormitories and other Like facilities	4020213000	50,000.00	11,250.00	12,750.00	14,650.00	0.00	38,650.00	33,150.00	0.00	33,150.00	(11,350.00)	-23 %	
Other Sales	4020216099	50,000.00	0.00	43,000.00	12,705.00	0.00	55,705.00	55,705.00	0.00	55,705.00	5,705.00	11 %	
Interest on NG Deposits	4020221001	5,000.00	2,956.01	1,290.70	2,064.46	0.00	6,341.17	6,341.17	0.00	6,341.17	1,341.17	27 %	
Non-Cash Receipts		0.00	41,166.91	17,412.51	26,957.90	0.00	85,537.32	0.00	0.00	0.00	85,537.32	0 %	
Non-Tax		0.00	41,166.91	17,412.51	26,957.90	0.00	85,537.32	0.00	0.00	0.00	85,537.32	0 %	
Miscellaneous Income	4060999000	0.00	41,166.91	17,412.51	26,957.90	0.00	85,537.32	0.00	0.00	0.00	85,537.32	0 %	Liquidated Damages
<b>GRAND TOTAL</b>		120,000.00	58,490.53	74,453.21	68,106.19	0.00	201,049.93	110,012.61	0.00	110,012.61	81,049.93	68 %	

Certified Correct:  
  
 TUAYTES, ARLENA ABUAN  
 Accountant  
 Date: October 23, 2023 04:08 PM

Certified Correct:  
  
 TUAYTES, ARLENA ABUAN  
 Accountant  
 Date: October 23, 2023 04:08 PM

Recommending Approval By:  
  
 DIZO, MILDRED RUANTE  
 Acting Chief, Finance Division  
 Date: October 23, 2023 04:10 PM

Approved By:  
  
 ALVINDIA DIONISIO DE GUZMAN PH.D.  
 Director IV  
 Date: October 23, 2023 04:11 PM